

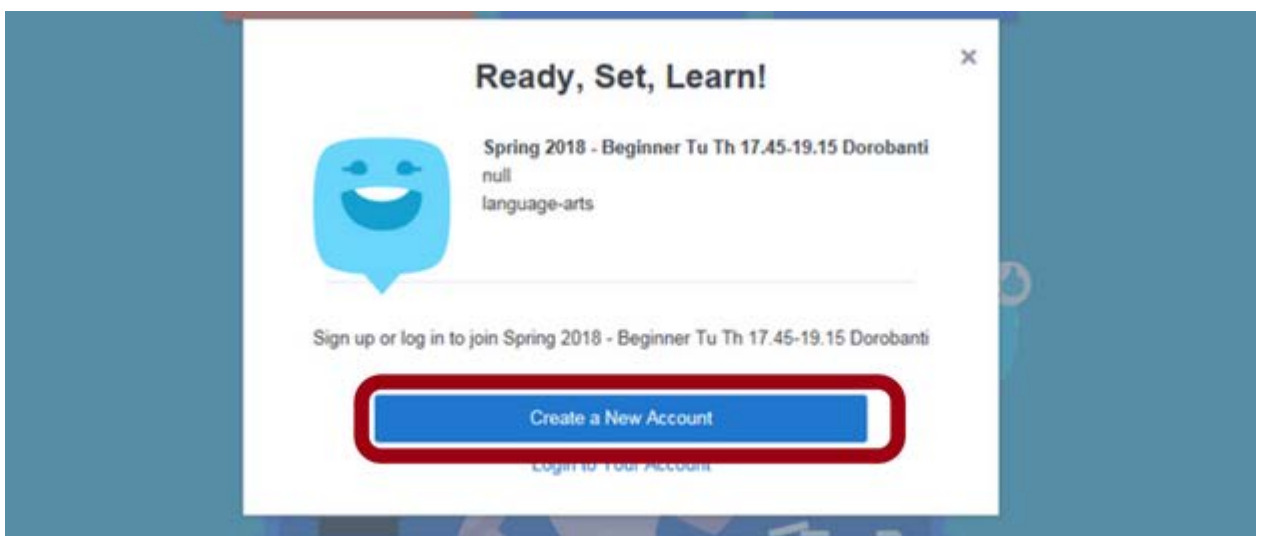
CURSANȚI NOI

EARLY YEARS / PRIMARY INFANTS

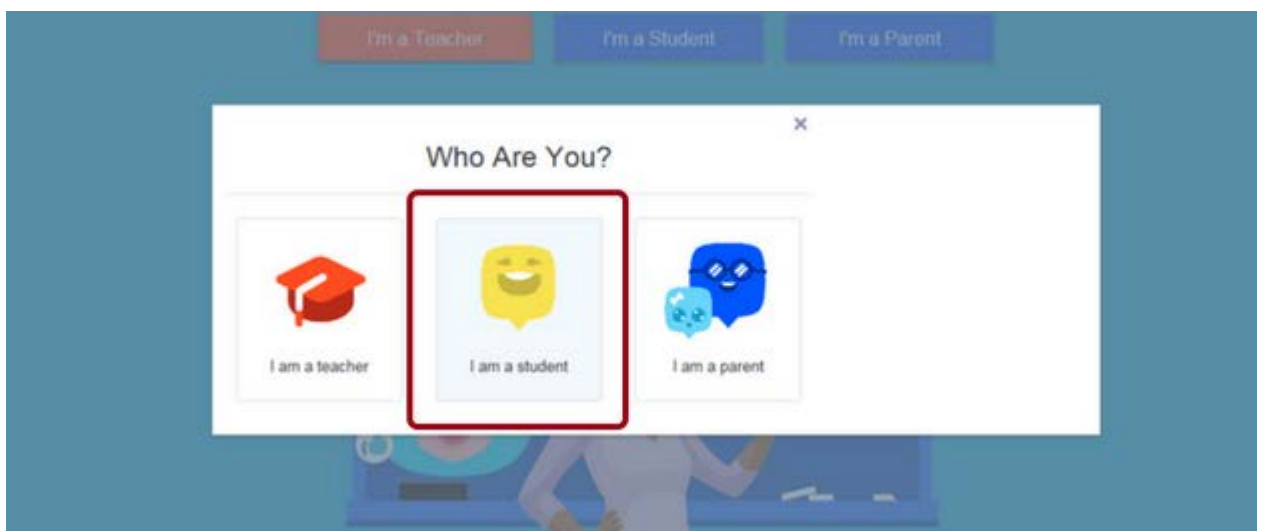
HOW TO JOIN

Early Years and Primary Infants students cannot join the Edmodo platform themselves, as most of them do not possess yet the necessary abilities to write a comprehensive message in English. Therefore, we encourage the parents to join as students. Please check the steps below

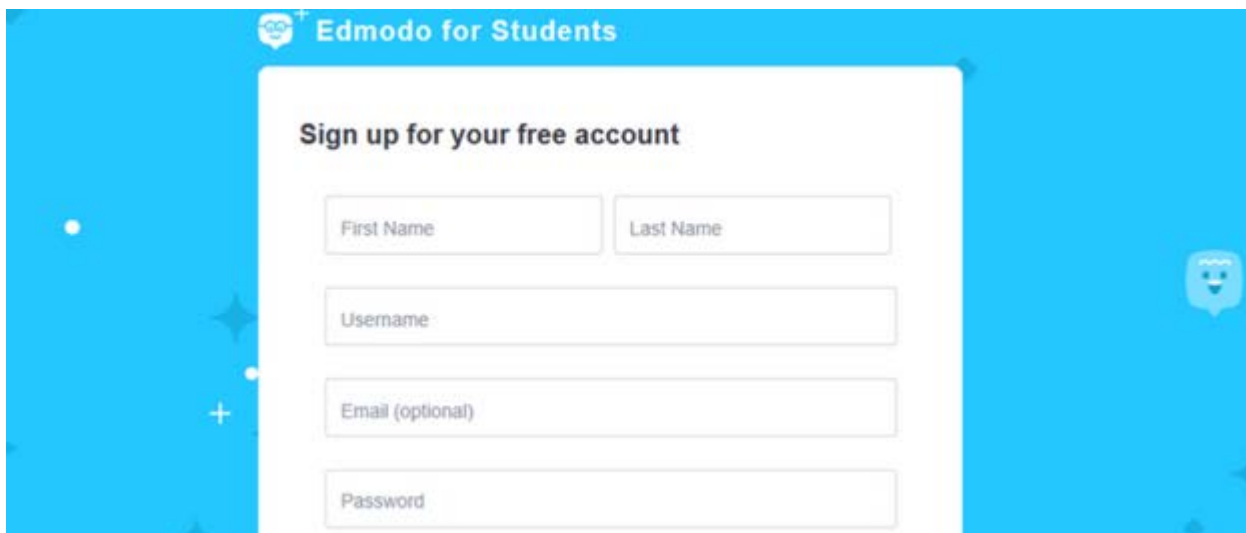
- Access on a desktop computer or a laptop the **join link** available in the message received from our Customer Services Team.
- On the newly opened page, select to **Create a new account**.



- When asked *Who are you?*, please choose **I am a student**, as you are creating the account to see the updates meant for your child



- In the newly opened form, please enter **your first and last name**. Should your last name not be the same as your child's please mention your child's name whenever you send the teacher a direct message or you are publishing a post on the group page. Just at first, until they can make the connection.
- The **username and password** should be unique and easy to remember.
- **The email address is optional**, but we advise you to type it in, should you ever forget your password. However, please note that an email address cannot be used for more than one Edmodo account.

A screenshot of the Edmodo for Students sign-up form. The form is titled "Sign up for your free account" and is set against a blue background with a white Edmodo logo in the top left. The form contains five input fields: "First Name" and "Last Name" (two separate boxes), "Username", "Email (optional)", and "Password". A small Edmodo chat icon is visible on the right side of the form.

Once you submit the filled-in online form, you may need to wait for your join request to be approved by someone from our team.

ACCOUNT SUPPORT

Is creating the account a bit difficult?

Ask the class teacher to give you a printed handout with the joining instructions.

Need to reset your password?

[Contact our Customer Services Team](#). But please keep in mind that they can help you only if you have already joined an Edmodo group in the current session.

Did something else happen?

Visit Edmodo's Help Centre by clicking [here](#)