

Student Guide

Virtual Classroom



English courses for adult students

Virtual Lessons

Virtual lessons are like any other classroom lessons you attend at the British Council. You will practise your speaking and writing with your teacher and classmates in real time and do lots of pair and group work.

Of course, just like in any other lesson, you will also practise your listening and reading skills, and learn lots of new language.

Get ready!



Be seen and be heard



In Virtual lessons you need to have a camera in order to participate fully. If you have ever used Skype, FaceTime or any other video calling app, you will know what you need because the experience is very similar. You should also use ear/headphones with a built-in microphone as you will need to speak to the teachers and other students throughout the class.



Test your video and mic before the lesson if you are not sure they work.



Be in a quiet place

The great advantage of Virtual lessons is that you can choose where you want to study. For the best experience however, you need to make sure you are somewhere where other people will not interrupt you and where noise is not a problem. Being interrupted and constantly on the move can result in a poor learning experience for you, and for the other students.



You may use a desktop/laptop or a tablet.



Be properly connected

You are going to need a stable internet connection. A poor connection will mean people may find it hard to hear or see you, and for you to see and hear them. This can be frustrating for everyone.

How it works

We use **Zoom** for our Virtual classes.

Zoom is a user-friendly web-conferencing software, which has been successfully used in the British Council Teaching centres around the globe.

You will need:



laptop / desktop computer / tablet

Please do not use smartphones because some of the functionality required for the Virtual Classroom will not be available.



a broadband speed internet connection

Check [Zoom System Requirements](#) for Windows, Mac OS and Linux.



ear/headphones with a built-in or standalone microphone

If you can't hear the teacher or others can't hear you, you may need to test your audio. Watch this video for [how to test audio](#).



a webcam

If others can't see you, you may need to test your video. Watch [this video](#) for how to check.



the Zoom App

Always use the Zoom App (it's a very quick download) and not the browser version.



Although there is in-lesson support, to get the best experience from your Virtual lessons, it is a good idea to become familiar with the Zoom software. Watch the [Zoom video tutorials](#).

How to join a Virtual Lesson:



Click on the **Zoom link** you will receive from the British Council.



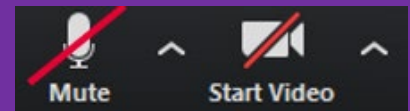
Zoom should automatically download onto your computer. If it doesn't, click on **download and run Zoom**.



Select **Join Audio by Computer**.

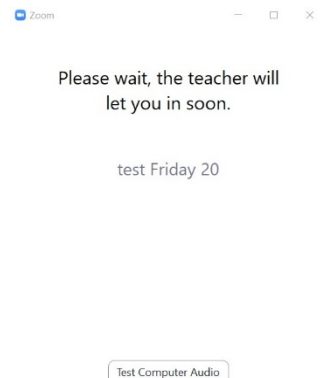
Don't log off during breaks

Just switch off your camera and microphone.



5 minutes before the scheduled start of the lesson

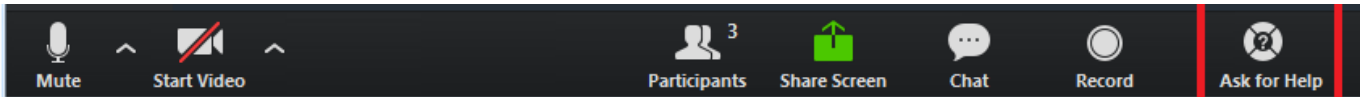
- Click on the link you received in the invitation e-mail.
- You will not be admitted to the meeting room immediately, while you wait **test your microphone, speakers and camera**, as per on screen instructions.
- The waiting room you will be joining is managed by your teacher.
- Make sure you have a **pen/pencil and paper and your coursebook**.



During the lesson

- The lesson will last as long as a regular face-to-face session, depending on the course you have signed up for. You will be asked to complete a series of activities which could include using the whiteboard, completing polls and group work in breakout rooms.

Top tips



Using Chat

Use the '**Chat**' facility to ask questions or make comments.

Breakout Rooms

Breakout Rooms allow you to work in groups or pairs. The teacher will split you into Breakout Rooms where you will complete your tasks in pairs or groups.

The teacher will join your Breakout Rooms to monitor you, correct your errors and give you feedback.

If you need help, click on **Ask for Help** button in the bottom menu bar and the teacher will join your Breakout Room.

Need help?

Write to us: contact@britishcouncil.ro

Call us: +4(021)3079600 (Monday-Friday, 09.00 - 17.00).